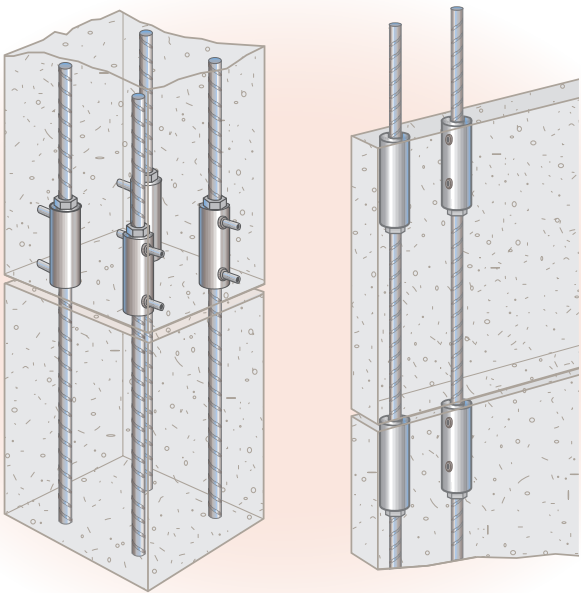


Applications

- Column to Column
- Columns to Foundations
- Shear Walls to Foundations
- Shear Wall to Shear Wall
- Panel to Panel
- Walls to Floor Slab
- Architectural Panels

Projects

- I-95 Fuller Warren Bridge;
Jacksonville, Florida – USA
- Pacific Plaza Office Complex;
San Francisco, California – USA
- Houston International
Air Traffic Control Tower;
Houston, Texas – USA
- Olympic Stadium;
Atlanta, Georgia – USA
- Taj Mahal Casino Parking Garage;
Atlantic City, New Jersey – USA
- Corcoran Prison;
Corcoran, California – USA
- Arena Central;
Birmingham – UK
- Salamenca Street; London – UK
- Office Development;
Dartford, Kent – UK
- Sydney Stadium;
Sydney – Australia
- Mazeikiu Nafta Refinery;
Mazeikiai – Lithuania
- Terminal 5;
Heathrow Airport – UK
- One Hyde Park Apartments;
London – UK
- Athlete's Village London
2012 Olympics;
Stratford City, London – UK
- Highbury Square; London – UK



Grout-filled connection designed for moment capacity in precast construction.



nVent.com/LENTON



CONNECT AND PROTECT

nVent LENTON Interlok

The Splicing Solution for the Precast Concrete Construction Industry

Our powerful portfolio of brands:

CADDY ERICO HOFFMAN RAYCHEM SCHROFF TRACER



nVent.com/LENTON

WARNING:
nVent products shall be installed and used only as indicated in nVent's product instruction sheets and training materials. Instruction sheets are available at nVent.com/ERICO and from your nVent customer service representative. Improper installation, misuse, misapplication or other failure to completely follow nVent's instructions and warnings may cause product malfunction, property damage, serious bodily injury and/or death, and void your warranty.
©2018 nVent. All nVent marks and logos are owned or licensed by nVent Services GmbH or its affiliates. All other trademarks are the property of their respective owners.
nVent reserves the right to change specifications without notice.
LENTON-SB-CP7C-C629LT13WW-EN-1805





nVent LENTON has been a pioneer in the concrete construction industry for decades. We changed rebar splicing, first with nVent ERICO Cadweld mechanical connections, then with the nVent LENTON taper threaded rebar splicing system. nVent LENTON now offers a wide range of mechanical splices for almost any construction need:

CADWELD
for mechanical splicing

nVent LENTON FORM SAVER
for segmental pour

nVent LENTON INTERLOK
for precast structures

nVent LENTON STEEL FORTRESS
for punching shear reinforcement

nVent LENTON QUICK WEDGE
for quick retrofit

nVent LENTON SPEED SLEEVE
for compression only splice

nVent LENTON TERMINATOR
alternative to hooked rebar anchorage

nVent LENTON LOCK
for insitu splicing

The entire nVent LENTON line of mechanical rebar splices has replaced many conventional splicing systems, such as welding and lap splicing. Unlike butt welding, nVent LENTON products require no special training or external power source, are quicker to install and inspect, reduce crane time, improve the tensile strength of the splice and can be installed in any weather.

As your rebar splicing specialist, nVent LENTON offers you the expertise you need for all your rebar splicing projects.

The nVent LENTON Interlok provides a cost effective and quick option with a dramatic increase in design flexibility of precast concrete elements. nVent LENTON's growing project portfolio stands testament to the advantages provided by the system. Interlok has been used in construction of parking structures, hospitals, high rises, stadiums, bridges, air traffic control towers and many other types of projects.

Benefits of Interlok:

- Helps ensure structural integrity between the precast sections.
- Provides load path continuity of the reinforcement, acting as one continuous bar.
- Designed for all high yield deformed rebar sizes from #5 to #18 (16 mm to 57 mm).
- Eliminates field welding damage to concrete
- Helps to overcome rebar misalignment problems in joining of precast concrete members.
- Offers a higher strength connection between the precast elements than traditional joining methods.
- Eliminates costly and unsightly patchwork.
- No closure pours required between adjacent members.
- Tensile loads are transferred through the rebar, and are not dependent on the compressive strength of the concrete.
- Optimizes production time and is convenient and flexible to use.

The Rebar Splicing Solution

for the Precast Concrete Construction Industry


Construction in precast concrete is gaining popularity worldwide. Structures which were previously made only with cast-in-situ concrete are now being constructed using precast concrete. To facilitate this process, special rebar splicing systems are needed to increase the structural integrity of precast concrete constructions.

As a leader in reinforcing bar splicing, nVent LENTON has developed the Interlok system as the solution to creating rebar continuity between precast concrete elements. The Interlok can connect #5 (16 mm) through #18 (57 mm) rebar using the nVent LENTON taper threaded system and a special high strength grout.

The result is a full strength splice that is reliable, forgiving to rebar misalignment and, as no closure pour is required, undeniably efficient.

Architects and engineers are now afforded previously unattainable flexibility in the design and application of precast concrete elements, while gaining efficiencies in construction time, cost and aesthetics.

Load bearing applications such as columns, beams and shear walls can now be efficiently incorporated into projects using segmental precast construction techniques, where previously, only structural steel or cast-in-situ concrete would have been considered.




How to Install

The Interlok couplers are fastened to the rebar and placed into the precast forms. Easy-to-use, reusable form-mounting fixtures are available for this purpose. The Interlok incorporates a taper thread which creates a positive lock that seals the coupler. This threaded system aids the alignment of the coupler onto the rebar, providing a full strength mechanical connection in both tension and compression.


The splice is completed on site by inserting the exposed dowel of the adjoining structural member into the sleeve and filling the coupler with HY10L high strength grout from nVent. This can be either poured or pumped into the sleeve. The inlet and outlet ports on the sleeve accept commonly available rigid PVC or flexible plastic tubes.

The complete splice provides load path continuity allowing precast structures to function as continuous members.

A detailed installation guide is available from nVent outlining correct installation, grout mixing and formwork mounting procedures.



Standard 1/2" (13 mm) and 3/4" (19 mm) PVC or flexible tubing is used for the inlet and outlet ports.



The taper threaded sleeve keeps the bar in axial alignment to increase field tolerance of the rebar dowels.



nVent LENTON Interlok grout (HY10L), can be pumped or poured into the sleeves at the jobsite.

How to Specify

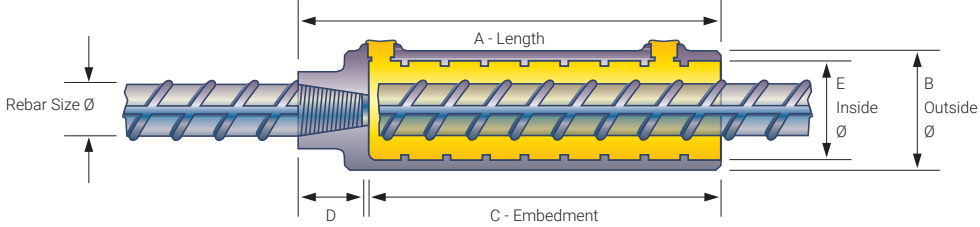
By Name:
Mechanical splices shall be Interlok, manufactured by nVent LENTON.

Generic:
Mechanical reinforcing steel splices shall meet building code requirements of developing in tension and compression as required by*. The sleeve shall be produced as a casting from ductile iron conforming to ASTM A536 standards. One end of the sleeve shall consist of a positive locking tapered thread, while the opposing cylindrical side is designed with equally spaced concentric ribs. Grouting must be performed in accordance with the manufacturers recommended installation procedures.

*as required by local norms/codes



Product Specs



Rebar Size Designation			Number of Couplers per Bag of HY10L Grout	Part No.	Art No.	A in.	B		C		D		E		
in-lb	Metric	Canadian					mm	in.	mm	in.	mm	in.	mm	in.	
#5	16	15M	24	LK5	145575	7-13/16	199	2-9/16	65	6-1/8	156	7/8	22	1-7/8	48
#6	20	20M	25	LK6	145580	7-13/16	199	2-9/16	65	6-1/8	156	1-1/8	29	1-7/8	48
#7	22	—	26	LK7	145585	7-13/16	199	2-9/16	65	6-1/8	156	1-1/4	32	1-7/8	48
#8	25	25M	21	LK8	145590	8-5/8	219	2-11/16	68	7	178	1-3/8	35	2	51
#9	28	30M	17	LK9	145595	9-3/4	248	2-13/16	72	8	203	1-1/2	38	2-1/8	54
#10	32	—	13.5	LK10	145600	10-13/16	275	3	76	9	229	1-9/16	40	2-5/16	59
#11	36	35M	11.5	LK11	145605	11-15/16	303	3-1/8	79	9-7/8	251	1-11/16	43	2-7/16	62
	40	—	7	LK40	145610	15-3/16	386	3-11/16	94	12-3/4	324	2-1/4	58	2-3/4	70
#14	43	45M	7	LKT14	145611	15-3/16	386	3-11/16	94	12-3/4	324	2-1/8	54	2-3/4	70
	50	—	4	LKT50	145615	20-5/16	516	4-1/2	114	17	432	2-3/4	71	3-1/4	83
#18	57	55M	4.5	LKT18	145620	20-5/16	516	4-1/2	114	17	432	2-3/4	70	3-1/4	83

The system is designed to meet or exceed the ACI * and IBC * codes for Type 1 and Type 2 mechanical connections. The system is also designed to meet the requirements of AS3600, BS 8110, BS EN1992-1-1, BRL 504, and Hong Kong GS, in addition to other worldwide codes.